



Goodtone

FILO



FILO Chair

Exploring the minimalist is what the German designers beliefs ' who has brought FILO to satisfy our feelings on visual and seating.

As the combination of industrial style and artistic sense, FILO chair is worthy, perhaps the German designers have their own unique and strong character artistic. The collaborative product from industrial design team is no exception, the lines with simple appearance makes the Germany series of design thoroughly exposed.

— Designed by Peter Horn



FILO-A



FILO-B



FILO-A1



FILO-B1



FILO-C



FILO-D



FILO-F

The meaning of Good design should more than just being a high price luxury product. GOODTONE has managed to produce Good design products that everyone can have with quality assurance.

- | | |
|-----------------------------|--------------------------------|
| 1. Upholstery / Fabric | 5. Mechanism / PP+GF20%、Steel |
| 2. Armrest / PP+GF20% | 6. Gas-lift / Steel |
| 3. Backrest / PP+GF20%、Foam | 7. Base / 340mm Aluminum Alloy |
| 4. Seat / PP+GF20%、Foam | 8. Caster / Back PU |

Fabric



Jacinth




Black



Lightgray



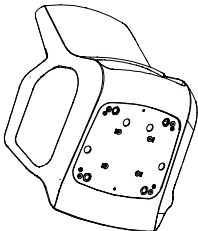
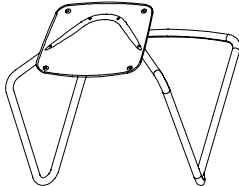


Blue

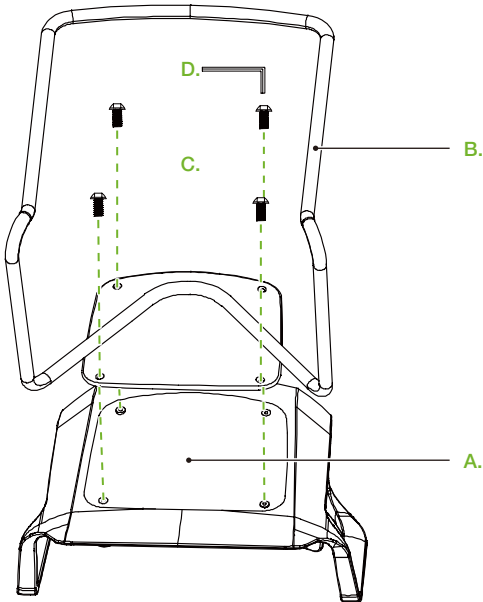


Green

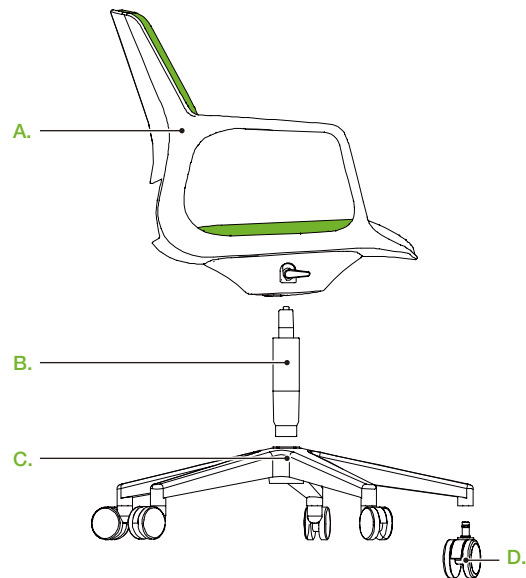
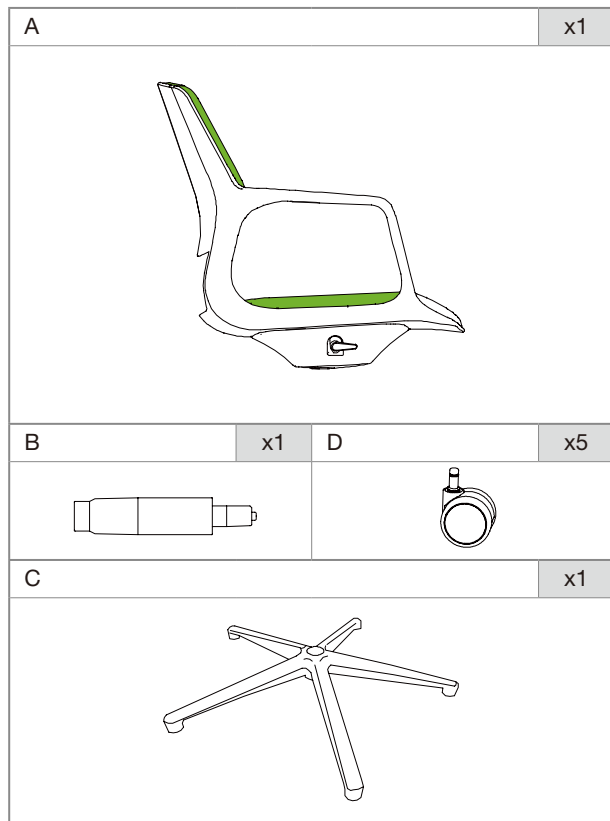


FILO-C Installation

A		x1
		
B		x1
		
C	x4	D
		
		M4



FILO-D/F Installation





1 Tilt lock / Control rod located at the right hand side of mechanism



← Twirl outward to engage tilt lock

→ Twirl inward to engage release

Tilt lock allows the user to sit in an upright position for keyboarding, while providing a comfortable rocking/reclining motion during work or break.

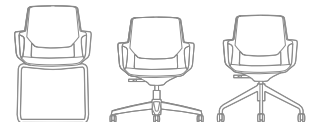
2 Height adjustment / Control rod on the right hand side of mechanism



To lower seat, place your full weight on the chair, and engage actuator lever. When the desired height is reached, release the actuator

To raise the seat, shift your weight to your feet. Engage actuator. Chair will rise automatically

Position chair so your feet are flat on the floor, and lower legs are at a 90-degree angle (or better) relative to upper legs.



FILO Specification Reference



FILO-A



FILO-B



FILO-A1

Height	1200~1280mm	1005~1085mm	1175~1255mm
Seat depth	590~630mm	590~630mm	590~630mm
Seat width	620~670mm	620~670mm	620~670mm
Distance from floor to seat	430~510mm	430~510mm	435~515mm
Backrest width	460~510mm	460~510mm	470mm
Distance from seat to the top of backrest	1000mm	575mm	740mm
Width between armrest	460~510mm	460~510mm	460~510mm
Distance from floor to armrest	620~700mm	610~690mm	620~700mm
From seat to armrest	200~280mm	200~280mm	200~280mm
Tilt angle degree	25°	25°	25°



FILO-B1



FILO-C



FILO-D



FILO-F

1000~1080mm	800mm	790~870mm	810~880mm
590~630mm	560mm	555mm	550mm
620~670mm	550mm	540mm	550mm
435~515mm	440mm	425~505mm	440~510mm
470mm	370mm	410mm	410mm
565mm	360mm	365mm	370mm
460~510mm	480mm	475mm	490mm
620~700mm	630mm	610mm	620~690mm
200~280mm	190mm	190mm	185mm
25°	--	15°	15°

Leather office chair:

Please gently wipe it with a half-wet sponge dipped with special detergents and service it with the leather servicing agent after wiping it dry with the dry cloth. If it is dipped with water, it should be immediately wiped dry. Besides, avoid the long-time direct sunlight.

Net surface and cloth office chair:

Please slap with hand or use the dust collector to clean the dust on it. If there are stains, locally clean and dry it naturally with special detergents.

Armrest, support and chair leg:

For aluminum alloy materials, please clean them with a dry cloth or nonferrous metal detergents; For plastic materials, please clean them with half-wet cloth dipped with clear water.

Chair wheel:

Clean fur crumbs fiber and other sundries periodically and protect chair wheels with anti-static sprays.

Quality assurance and after-sales service

FIVE-YEAR QUALITY ASSURANCE

In case the product is damaged due to its quality reasons within five years from the purchasing date, the Buyer can show the purchasing proof and the Company will repair the product for free.

**! Notice**

The quality assurance service is not applicable for the improperly stored, assembled and used product, and does not include the damage to the product due to the normal abrasion and tearing, cutting and scraping or striking or accidents.



After opening the package of the product, please carefully check the product for part lack or transportation damage. If any, please contact the dealer timely.



Please place it on the indoor stable floor and prevent it from fire or exposure to blazing sun for a long time and humid environment.



The product can only be used by one person.



Please do not seat at the edge of the chair.



Please do not step on it or stand on the product to get something.



Please do not incline the chair backrest excessively.



Please do not lean against the product except in normal sitting posture to avoid tumbling due to the unbalance.



Please prevent the product from scratching or striking by sharp or hard tools.



Please notice the spontaneous loose phenomenon of bolts. If any, please stop using and repair the product immediately.

